

Table of Contents

Crimp style couplings	4-6
Crimp sleeves and ferrules.....	7
Sanitary couplings	8
Sanitary ferrules	9
Frac fittings	10-11
Crimp warning	12
Hose room accessories	13
Crimp machines.....	14-16
Crimp recommendations	17-22

Crimp Recommendations

The crimp recommendation charts on pages 17-22 are only guides. It will not apply to every coupling situation. In some instances alternative dies and crimping dimensions must be employed to ensure safety. Experience has shown that variances in the construction of similar hoses and couplings may cause some assemblies to react differently when crimped. It is not uncommon to find hose with an outer diameter that fluctuates from one end to the other or from production lot to production lot. These inconsistencies coupled with the inherent differences between textile or wire braid, hard or soft wall, the presence or absence of an internal spiral wire and the differences in hose coverings make it difficult to establish hard and fast rules. Therefore, it is imperative that hose dimensions are accurately measured, assemblies are tested, and documentation is maintained.



Safety

Dixon's couplings and retention devices are designed to work safely for their intended use. The selection of the proper hose, coupling and retention device, and the proper application of the coupling to the hose are of utmost importance.

Users must consider the size, temperature, application, media, pressure and hose and coupling manufacturer's recommendations when selecting the proper hose assembly components. Dixon recommends that all hose assemblies be tested in accordance with the Association for Rubber Products Manufacturer's (ARPM) recommendations and be inspected regularly (before each use) to ensure that they are not damaged or have become loose. Visit ARPMINC.com for more information.

Where safety devices are integral to the coupling, they must be working and utilized. The use of supplementary safety devices such as safety clips or safety cables are recommended.

If any problem is detected, couplings must be removed from service immediately.

Dixon is available to consult, train and recommend the proper selection and application of all fittings we sell. We strongly recommend that distributors and end users make use of Dixon's Testing and Recommendation Services. Call 877.963.4966 or click canada.dixonvalve.com to learn more.

Recommended Working Pressures

Feature:

- maximum recommended working pressures are given in PSI, at **70°F** ambient temperature

Swaged or Crimped

←~~~~~ **VS** ~~~~~→

Crimped

Size	Standard Fittings	Long Style Fittings	Light Duty Fittings		Cam and Groove
			NO Notched Fittings	NOS Notched Short Fittings	
	TM, TP, TG	TML, TPL, TGL	TM, TP, TG, RN••NO	RST•••NOS, STC•••NOS, GAS••••NOS	
1"	---	---	---	---	250
1¼"	600	1,000	350	---	---
1½"	600	1,000	350	250	250
2"	600	1,000	350	250	250
2½"	600	1,000	250	---	150
3"	600	1,000	250	250	125
4"	500	850	250	---	100
5"	450	750	---	---	---
6"	400	700	---	---	---
8"	350	600	---	---	---
10"	300	550	---	---	---


Size	Crimp style King Combination Nipples		Crimp style Cam and Groove	
	sleeve	ferrule	sleeve	ferrule
1"	400	400	250	250
1¼"	---	---	---	---
1½"	300	350	250	250
2"	250	300	250	250
2½"	---	---	---	---
3"	200	300	125	150
4"	175	300	110	150
5"	---	---	---	---
6"	75	230	75	75

- The assembly's (hose + coupling) maximum working pressure is the lesser of:
 - 1) The hose rated working pressure, or
 - 2) The coupling rated working pressure
- For hoses which use IXF48-3 to IXF48-5 and IXF64-2 to IXF64-5, consult Dixon for working pressures.

King Crimp™ Calculator Mobile App

Features:

- This app features our King Crimp™ calculator, Dixon Quick Coupling Global Interchange and Dixon on the Web.
- The King Crimp™ Calculator app allows the user to enter hose dimensions with a resulting crimp diameter and corresponding sleeve, ferrule and fitting part numbers all linked to the product's specification page on the Dixon website.
- The Dixon Quick Coupling Global Interchange allows the user to quickly cross-reference Dixon Quick Coupling part numbers with those of other manufacturers.



Apple App Store



Google Play Store



Crimp Style Domestic Cam and Groove

See page 16 for important safety information on crimp style fittings.

Dixon Type C Couplers



Hose ID	356T6 Aluminum Part #	Brass Part #	316 Stainless Steel Part #	Unplated Ductile Iron Part #
1"	100-C-AL	100-C-BR	100-C-SS	---
1½"	150-C-AL	150-C-BR	150-C-SS	---
2"	200-C-AL	200-C-BR	200-C-SS	---
3"	300-C-AL	300-C-BR	300-C-SS	300-C-MI
4"	400-C-AL	400-C-BR	400-C-SS	400-C-MI
6"	600-C-AL	600-C-BR	600-C-SS	600-C-MI

EZ Boss-Lock Type C Couplers




Hose ID	316 Stainless Steel Part #
1"	RC100EZCR
1¼"	RC125EZCR
1½"	RC150EZCR
2"	RC200EZCR
3"	RC300EZCR
4"	RC400EZCR
6"	RC600EZCR

Type E Adapters



Hose ID	356T6 Aluminum Part #	Brass Part #	316 Stainless Steel Part #	Unplated Ductile Iron Part #
1"	100-E-AL	100-E-BR	100-E-SS	---
1½"	150-E-AL	150-E-BR	150-E-SS	---
2"	200-E-AL	200-E-BR	200-E-SS	---
3"	300-E-AL	300-E-BR	300-E-SS	300-E-MI
4"	400-E-AL	400-E-BR	400-E-SS	400-E-MI
6"	600-E-AL	600-E-BR	600-E-SS	600-E-MI

Crimp Style Global Cam and Groove Type C Couplers



Hose ID	A380 Permanent Mold Aluminum Part #	ASTMC 3800 Forged Brass Part #	316 Investment Cast Stainless Part #
1"	G100-C-ALCR	G100-C-BRCR	G100-C-SSCR
1½"	G150-C-ALCR	G150-C-BRCR	G150-C-SSCR
2"	G200-C-ALCR	G200-C-BRCR	G200-C-SSCR
3"	G300-C-ALCR	G300-C-BRCR	G300-C-SSCR
4"	G400-C-ALCR	G400-C-BRCR	G400-C-SSCR
6"	G600-C-ALCR	---	G600-C-SSCR

Type E Adapters



Hose ID	A380 Permanent Mold Aluminum Part #	ASTMC 3800 Forged Brass Part #	316 Investment Cast Stainless Part #
1"	G100-E-ALCR	G100-E-BRCR	G100-E-SSCR
1½"	G150-E-ALCR	G150-E-BRCR	G150-E-SSCR
2"	G200-E-ALCR	G200-E-BRCR	G200-E-SSCR
3"	G300-E-ALCR	G300-E-BRCR	G300-E-SSCR
4"	G400-E-ALCR	G400-E-BRCR	G400-E-SSCR
6"	G600-E-ALCR	---	G600-E-SSCR

Crimp Style King Combination Nipples

See page 16 for important safety information on crimp style fittings.

Feature:

- There are two grooves on the crimp style King Combination nipples. The second groove is the roll stamp groove which has the part number and 'call Dixon' stamped on it. This groove is a smooth concentric groove so that the stamp can be legible.

Threaded End

Hose ID	Schedule 80 Plated Carbon Steel	Schedule 80 316 Stainless Steel
	Part #	Part #
1"	STC10CS	RST10CS
1¼"	STC15CS	RST15CS
1½"	STC20CS	RST20CS
2"	STC25CS	RST25CS
3"	STC35CS	RST35CS
4"	STC40CS	RST40CS
6"	STC60CS	RST60CS



Grooved End

Hose ID	Schedule 80 Plated Carbon Steel	Schedule 80 316 Stainless Steel
	Part #	Part #
1"	STV10CS	RSTV10CS
1½"	STV20CS	RSTV20CS
2"	STV25CS	RSTV25CS
3"	STV35CS	RSTV35CS
4"	STV40CS	RSTV40CS
6"	STV60CS	RSTV60CS



Beveled End

Hose ID	Schedule 80 Plated Carbon Steel	Schedule 80 316 Stainless Steel
	Part #	Part #
1"	STB10CS	RSTB10CS
1½"	STB20CS	RSTB20CS
2"	STB25CS	RSTB25CS
3"	STB35CS	RSTB35CS
4"	STB40CS	RSTB40CS
6"	STB60CS	RSTB60CS



150# ASA Flanged

Size	Steel	316 Stainless Steel
	Part #	Part #
1½"	FST20CS	RFST20CS
2"	FST25CS	RFST25CS
3"	FST35CS	RFST35CS
4"	FST40CS	RFST40CS
6"	FST60CS	RFST60CS



King Crimp™ Style Short Sleeves and Combination Nipples



NPT Threaded End

Size	<i>Schedule 40 Plated Carbon Steel</i>
	Part #
8"	STC80CS

Grooved End

Size	<i>Schedule 40 Plated Carbon Steel</i>
	Part #
8"	STV80CS

King Crimp™ Style Short Sleeves



Feature:

- King Crimp's convenient OD ranges are etched on the sleeve for a more confident connection

Notes:

- 1"-6" sleeves in stock and available for immediate shipment
- Special sizes and OD ranges up to 14" available for quick shipment

Hose ID	Sleeve Part Number	ID (Inside Diameter)	Length (In Inches)	Wall Thickness (In Inches)
8"	S830X875X120CS	8.30	8.75	0.120
	S838X600X120CS	8.38	6.00	0.120
	S850X650X120CS	8.50	6.50	0.120
	S875X600X120CS	8.75	6.00	0.120
	S898X875X120CS	8.98	8.75	0.120
	S900X400X090	9.00	4.00	0.090
	S900X400X120CS	9.00	4.00	0.120
	S900X600X120CS	9.00	6.00	0.120
	S910X400X120CS	9.10	4.00	0.120
	S912X600X120CS	9.12	6.00	0.120
	S915X600X120CS	9.15	6.00	0.120
	S925X600X120CS	9.25	6.00	0.120
	S925X400X120CS	9.25	4.00	0.120
	S950X400X120CS	9.50	4.00	0.120
	S950X600X120CS	9.50	6.00	0.120
	S975X600X120CS	9.75	6.00	0.120
10"	S1025X750X120CS	10.25	7.50	0.120
	S1050X750X120CS	10.50	7.50	0.120
	S1100X600X120CS	11.00	6.00	0.120
	S1175X600X120CS	11.75	6.00	0.120

- Note: other sizes, lengths and materials available, contact Dixon for more information.

Crimp Style Sleeves and Ferrules

See page 16 for important safety information on crimp style fittings.

see pages 17-22 for crimp recommendations

Sleeves

Features:

- materials: plated carbon steel and 304 stainless steel
- sizes: 1" - 6"

hose ranges

Hose ID	Hose OD	
	From	To
1"	1-13/64	1-52/64
1¼"	1-41/64	1-56/64
1½"	1-41/64	2-24/64
2"	2-13/64	2-60/64
3"	3-13/64	4-12/64
4"	4-13/64	5-12/64
6"	6-21/64	7-28/64



Ferrules

Features:

- materials: plated carbon steel or 304 stainless steel
- sizes: 1" - 6"

hose ranges

Hose ID	Hose OD	
	From	To
1"	1-13/64	1-52/64
1¼"	1-41/64	1-56/64
1½"	1-41/64	2-24/64
2"	2-13/64	2-60/64
3"	3-13/64	4-12/64
4"	4-13/64	5-12/64
6"	6-21/64	7-28/64



Heavy Duty Ferrules

Features:

- material: plated carbon steel
- sizes: 4"

hose ranges

Hose ID	Hose OD	
	From	To
4"	4-33/64	5-12/64



- for 8", 10" and 12" please contact Dixon

Sanitary Crimp Stems


- refer to the Dixon price list for crimp recommendations or visit canada.dixonvalve.com

clamp

**Features:**


- material: 316 stainless steel
- sizes: 1" - 4"

female I-line

**Features:**

- material: 316 stainless steel
- sizes: 1½" - 4"

tube weld

**Features:**

- material: 316 stainless steel
- sizes: 1½" - 4"

Dixon Sanitary Crimp Ferrules

Features:

- manufactured in AISI 304 stainless steel
- ferrules have a surface finish of 63 or better




Hose ID	Hose OD		304 Stainless Steel
	From:	To:	Part #
1"	1-26/64"	1-28/64"	F16G-1453
	1-29/64"	1-31/64"	F16G-1500
	1-32/64"	1-34/64"	F16G-1547
	1-35/64"	1-37/64"	F16G-1594
	1-38/64"	1-40/64"	F16G-1641
1½"	1-58/64"	1-61/64"	F24G-1969
	1-62/64"	2-1/64"	F24G-2031
	2-2/64"	2-5/64"	F24G-2094
	2-6/64"	2-9/64"	F24G-2156
2"	2-30/64"	2-33/64"	F32G-2531
	2-34/64"	2-37/64"	F32G-2594
	2-38/64"	2-41/64"	F32G-2656
	2-42/64"	2-45/64"	F32G-2719
	2-52/64"	2-55/64"	F32G-2875
3"	3-39/64"	3-42/64"	F48G-3625
	3-40/64"	3-43/64"	F48G-3688
	3-44/64"	3-47/64"	F48G-3750
	3-48/64"	3-51/64"	F48G-3813
	3-52/64"	3-55/64"	F48G-3875
	3-56/64"	3-59/64"	F48G-3938
	3-61/64"	4"	F48G-4016
4"	4-40/64"	4-43/64"	F64G-4688
	4-44/64"	4-47/64"	F64G-4750
	4-48/64"	4-51/64"	F64G-4813
	4-52/64"	4-55/64"	F64G-4875
	4-56/64"	4-59/64"	F64G-4938
	5-5/64"	5-8/64"	F64G-5141

One-Piece Frac Fittings



Features:

- one-piece design eliminates leak path experienced with two-piece threaded systems
- hammer union threads interchangeable with current fittings; phase them into your operation
- long lasting and dependable hammer nut is forged to ASTM 105N standards
- machined malleable iron stems to ASTM A47; all stems zinc plated
- 400 PSI working pressure at 70°F ^{1,2} 
- 4:1 safety factor (SF) ^{1,2}

3" Frac Fittings

Figure 100		Figure 206	
Part #	Description	Part #	Description
HUMF100300CS	3" figure 100 male/female assembly	HUMF206300CS	3" figure 206 male/female assembly
HUF100300CS	3" figure 100 female fitting	HUF206300CS	3" figure 206 female fitting
HUM100300CS	3" figure 100 male fitting (includes nut)	HUM206300CS	3" figure 206 male fitting (includes nut and O-ring)
STC35CS	3" male NPT fitting	STC35CS	3" male NPT fitting
HU100300N	3" figure 100 wing nut	HU206300N	3" figure 206 wing nut
		O238BU	O-ring (Buna-N)

4" Frac Fittings

¹ 400 PSI working pressure (4" ID) with a minimum 4:1 safety factor (*hose burst:hose working pressure*) is only achieved with Dixon carbon steel heavy duty (HD) ferrule part numbers *CF400-6CSHD* through *CF400-16CSHD*.

² When assembling 4" ID hose with abrasion resistant covers, such as UHMW polyethylene, you will need to use Dixon's heavy duty (HD) carbon steel ferrule part numbers *CF400-6CSHD* through *CF400-16CSHD*. Other size HD ferrules are available upon request.

Note: Water and petroleum 4" ID transfer hoses rated from 100 to 300 PSI WP (4:1 SF) have excellent test results with the standard King Crimp ferrules *CF400-xxCS*.

Figure 100		Figure 206	
Part #	Description	Part #	Description
HUMF100400CS	4" figure 100 male/female assembly	HUMF206400CS	4" figure 206 male/female assembly
HUF100400CS	4" figure 100 female fitting	HUF206400CS	4" figure 206 female fitting
HUM100400CS	4" figure 100 male fitting (includes nut)	HUM206400CS	4" figure 206 male fitting (includes nut and O-ring)
STC40CSHD	4" male NPT fitting	STC40CSHD	4" male NPT fitting
HU100400N	4" figure 100 wing nut	HU206400N	4" figure 206 wing nut
		O347BU	O-ring (Buna-N)

King Crimp Style Ferrules



Only use the crimp style shanks with the crimp style sleeves and ferrules. Due to differences in dimensions and tolerances for safety reasons, do not interchange other manufacturer's products with Dixon products.



3" Hose ID

Hose ID	Hose OD		400 PSI Hose & Below Use: Part #	Ferrule Wall Thickness	Ferrule ID	Ferrule Overall Length	Hose OD		400 PSI Hose & Below Use: Part #	Ferrule Wall Thickness	Ferrule ID	Ferrule Overall Length
	From	To					ID	To				
3"	3-13/64	3-16/64	CF300-1CS	0.090	3.313	4"	3-45/64	3-48/64	CF300-9CS	0.090	3.813	4"
	3-17/64	3-20/64	CF300-2CS	0.090	3.375	4"	3-49/64	3-52/64	CF300-10CS	0.090	3.875	4"
	3-21/64	3-24/64	CF300-3CS	0.090	3.438	4"	3-53/64	3-56/64	CF300-11CS	0.090	3.938	4"
	3-25/64	3-28/64	CF300-4CS	0.090	3.500	4"	3-57/64	3-60/64	CF300-12CS	0.090	4.000	4"
	3-29/64	3-32/64	CF300-5CS	0.090	3.563	4"	3-61/64	4	CF300-13CS	0.090	4.063	4"
	3-33/64	3-36/64	CF300-6CS	0.090	3.625	4"	4-1/64	4-4/64	CF300-14CS	0.090	4.125	4"
	3-37/64	3-40/64	CF300-7CS	0.090	3.688	4"	4-5/64	4-8/64	CF300-15CS	0.090	4.188	4"
	3-41/64	3-44/64	CF300-8CS	0.090	3.750	4"	4-9/64	4-12/64	CF300-16CS	0.090	4.250	4"

4" Hose ID

Hose ID	Hose OD		300 PSI Hose & Below Use: Part #	Ferrule Wall Thickness	400 PSI Hose Use: Heavy Duty (HD) Part #	Ferrule Wall Thickness	Ferrule ID	Ferrule Overall Length
	From	To						
4"	4-13/64	4-16/64	CF400-1CS	0.090	---	---	4.313	4"
	4-17/64	4-20/64	CF400-2CS	0.090	---	---	4.375	4"
	4-21/64	4-24/64	CF400-3CS	0.090	---	---	4.438	4"
	4-25/64	4-28/64	CF400-4CS	0.090	---	---	4.500	4"
	4-29/64	4-32/64	CF400-5CS	0.090	---	---	4.563	4"
	4-33/64	4-36/24	CF400-6CS	0.090	CF400-6CSHD	0.120	4.625	4"
	4-37/64	4-40/64	CF400-7CS	0.090	CF400-7CSHD	0.120	4.688	4"
	4-41/64	4-44/64	CF400-8CS	0.090	CF400-8CSHD	0.120	4.750	4"
	4-45/64	4-48/64	CF400-9CS	0.090	CF400-9CSHD	0.120	4.813	4"
	4-49/64	4-52/64	CF400-10CS	0.090	CF400-10CSHD	0.120	4.875	4"
	4-53/64	4-56/64	CF400-11CS	0.090	CF400-11CSHD	0.120	4.938	4"
	4-57/64	4-60/64	CF400-12CS	0.090	CF400-12CSHD	0.120	5.000	4"
	4-61/64	5	CF400-13CS	0.090	CF400-13CSHD	0.120	5.063	4"
	5-1/64	5-4/64	CF400-14CS	0.090	CF400-14CSHD	0.120	5.125	4"
	5-5/64	5-8/64	CF400-15CS	0.090	CF400-15CSHD	0.120	5.188	4"
	5-9/64	5-12/64	CF400-16CS	0.090	CF400-16CSHD	0.120	5.250	4"

King Crimp 6 Pack



Features:

- powder coated metal tool box with removable lid
- set includes:
 - [1] metal toolbox
 - [1] G200-C-BRCR
 - [1] STC25CS
 - [1] 200-C-AL
 - [1] 200-E-SS
 - [1] CF200-5SS
 - [1] CS200-5CS

Description	Part #
toolbox with parts	KCSIXPACKWC
toolbox alone	KCSIXPACK

⚠ WARNING



Only use the crimp style shanks with the crimp style sleeves and ferrules.

Due to differences in dimensions and tolerances for safety reasons, do not interchange other manufacturer's products with Dixon products.

It is imperative that when using Dixon's crimp style sleeves with Dixon cam and groove that you inspect the shank of the cam and groove before crimping. Dixon's newer style cam and groove shanks are machined and feature a multiple barb serration pattern, which is distinguishable from the old design. Existing inventory on the customer's shelf and even on Dixon's shelves may be mixed for some time until the old style is depleted in all three materials – aluminum, brass, and stainless steel. For global cam and groove and the premium EZ-Boss Lock, there is a different part number for the crimp style. Please consult Dixon if you wish to crimp an older style Dixon cam and groove with a crimp sleeve, or if you are unsure if the cam and groove is an old style or a new style.

Coupling Inserters




Features:

- highly portable
- inserts 4", 5", 6", 8", 10" and 12" couplings
- includes CI96AH pump

Part #	
CI9	

- coupling inserter pusher plates (not shown) must be purchased separately

Hose ID	Part #
4" - 5"	45CIPUSH
6" - 8"	68CIPUSH
10" - 12"	1012CIPUSH



coupling inserter with hand pump

Feature:

- for insertion of hose shanks into hose with a 2¼" to 7¼" OD

Description	Part #
supplied with a 10,000 PSI hand pump and 5 ton ram	CI96
Supplied with a 10,000 PSI air/hydraulic pump and 5 ton ram	CI96AH
Small jaws for 1" to 3" OD hose	CI9311SML

Coupling Lubricant



Features:

- for use in assembly operations involving natural or synthetic rubber or plastic
- an excellent lubricant when rubber or plastic needs to be cut, machined, pressed, turned, trimmed or ground
- biodegradable lubricant for coupling shanks
- available in a one liter bottle (DCL20) or a four liter bottle (DCL80)

Diameter Tape



Features:

- 6' tape for quickly finding the outside diameter of any cylindrical object
- converts circumference to OD at the measured point
- plastic case

Hose Knife



Features:

- for fast cutting of rubber hose and belting
- guard protects hand while cutting

Custom Crimp Machines

* standard dies are not included



Features:

CC60	Specifications
industrial hose size	4"
voltage	230v 3ph or 230v 1ph (standard) 440v 3ph (optional)
controller	touch screen or manual
master die ID without crimping die	7.17"
crimp force	265 tons
horse power	7.5 (5hp 1ph only)



Features:

CC400	Specifications
industrial hose size	4"
voltage	230v 3ph or 230v 1ph (standard) 440v 3ph (optional)
controller	manual
master die ID without crimping die	7.17"
crimp force	265 tons
horse power	5



Features:

CC650	Specifications
industrial hose size	6"
voltage	230v 3ph (standard) 440-480V 3ph (optional)
controller	touch screen
master die ID without crimping die	11.22"
crimp force	350 tons
horse power	7.5 2-stage



Features:

CC1000	Specifications
industrial hose size	10"
voltage	230v 3ph (standard) 440-480V 3ph (optional)
controller	touch screen
master die ID without crimping die	13.78"
crimp force	450 tons
horse power	7.5 2-stage

For more information on crimp machines and dies, contact Dixon

Marken Crimp Machines

* standard dies are not included


Features:

K60	Specifications
industrial hose size	4"
voltage	208v 3ph optional 230 1 ph
controller	touch screen or micrometer
master die ID without crimping die	7.25"
crimp force	350 tons
horse power	7.5



Features:

K285	Specifications
industrial hose size	6"
voltage	230/480v 3ph
controller	touch screen or micrometer
master die ID without crimping die	11.25"
crimp force	350 tons
horse power	7.5



Features:

KP400	Specifications
industrial hose size	8"
voltage	230/480v 3ph
controller	touch screen
master die ID without crimping die	13.98"
crimp force	400 tons
horse power	7.5



For more information on crimp machines and dies, contact Dixon

FINN-POWER Crimp Machines

* standard dies are not included



Features:

P60	Specifications
industrial hose size	4"
voltage	230/440v 3ph
controller	UC or MS
max opening without crimping die	8.03"
crimp force	260 tons
horse power	5.5



Features:

140UC	Specifications
industrial hose size	4"
voltage	230/440v 3ph
controller	UC
max opening without crimping die	8.74"
crimp force	320 tons
horse power	7.5



Features:

160UC	Specifications
industrial hose size	6"
voltage	230/440v 3ph
controller	UC
max opening without crimping die	13.58"
crimp force	350 tons
horse power	7.5



Features:

170UC / 175UC	Specifications
industrial hose size	12" (with special dies)
voltage	230/480v 3ph / 440v 3ph
controller	UC
max opening without crimping die	18.7"
crimp force	660 tons / 830 tons
horse power	10 / 15

For more information on crimp machines and dies, contact Dixon

Crimped Recommendation Guide

See pages 4-9 for crimp products.

Hose ID	Cam & Groove Coupler Part #	Cam & Groove Adapter Part #	King Combination Nipple Part #	Sleeve & Ferrule Part #	Hose Range		Hose OD	Crimp Diameter (± 0.005)
					From	To		
1"	100-C-AL 100-C-BR 100-C-SS RC100EZCR G100-C-ALCR G100-C-BRCR G100-C-SSCR	100-E-AL 100-E-BR 100-E-SS G100-E-ALCR G100-E-BRCR G100-E-SSCR	ST10CS RST10CS STV10CS RSTV10CS STB10CS RSTB10CS	CS100-1xx CF100-1xx	1-13/64	1-16/64	1-13/64	1.266
							1-14/64	1.278
							1-15/64	1.290
							1-16/64	1.303
				CS100-2xx CF100-2xx	1-17/64	1-20/64	1-17/64	1.317
							1-18/64	1.329
							1-19/64	1.342
							1-20/64	1.354
				CS100-3xx CF100-3xx	1-21/64	1-24/64	1-21/64	1.366
							1-22/64	1.378
							1-23/64	1.390
							1-24/64	1.403
				CS100-4xx CF100-4xx	1-25/64	1-28/64	1-25/64	1.419
							1-26/64	1.431
							1-27/64	1.443
							1-28/64	1.456
				CS100-5xx CF100-5xx	1-29/64	1-32/64	1-29/64	1.468
							1-30/64	1.480
							1-31/64	1.493
							1-32/64	1.505
				CS100-6xx CF100-6xx	1-33/64	1-36/64	1-33/64	1.517
							1-34/64	1.530
							1-35/64	1.542
							1-36/64	1.554
				CS100-7xx CF100-7xx	1-37/64	1-40/64	1-37/64	1.567
							1-38/64	1.579
							1-39/64	1.591
							1-40/64	1.604
				CS100-8xx CF100-8xx	1-41/64	1-44/64	1-41/64	1.616
							1-42/64	1.628
							1-43/64	1.641
							1-44/64	1.653
				CS100-9xx CF100-9xx	1-45/64	1-48/64	1-45/64	1.665
							1-46/64	1.678
							1-47/64	1.690
							1-48/64	1.703
				CS100-10xx CF100-10xx	1-49/64	1-52/64	1-49/64	1.715
							1-50/64	1.727
							1-51/64	1.740
							1-52/64	1.752

Crimped Recommendation Guide

See pages 4-9 for crimp products.

Hose ID	Cam & Groove Coupler Part #	Cam & Groove Adapter Part #	King Combination Nipple Part #	Sleeve & Ferrule Part #	Hose Range		Hose OD	Crimp Diameter (± 0.005)
					From	To		
1½"	150-C-AL 150-C-BR 150-C-SS RC150EZCR G150-C-ALCR G150-C-BRCR G150-C-SSCR	150-E-AL 150-E-BR 150-E-SS G150-E-ALCR G150-E-BRCR G150-E-SSCR	ST20CS RST20CS STV20CS RSTV20CS STB20CS RSTB20CS	CS150-1xx CF150-1xx	1-41/64	1-44/64	1-41/64	1.726
							1-42/64	1.738
							1-43/64	1.749
							1-44/64	1.761
				CS150-2xx CF150-2xx	1-45/64	1-48/64	1-45/64	1.778
							1-46/64	1.790
							1-47/64	1.802
							1-48/64	1.815
				CS150-3xx CF150-3xx	1-49/64	1-52/64	1-49/64	1.829
							1-50/64	1.841
							1-51/64	1.854
				CS150-4xx CF150-4xx	1-53/64	1-56/64	1-52/64	1.866
							1-53/64	1.878
							1-54/64	1.890
							1-55/64	1.902
				CS150-5xx CF150-5xx	1-57/64	1-60/64	1-56/64	1.915
							1-57/64	1.931
							1-58/64	1.943
							1-59/64	1.955
				CS150-6xx CF150-6xx	1-61/64	2	1-60/64	1.968
							1-61/64	1.980
							1-62/64	1.992
							1-63/64	2.005
				CS150-7xx CF150-7xx	2-1/64	2-4/64	2	2.017
							2-1/64	2.029
							2-2/64	2.042
							2-3/64	2.054
				CS150-8xx CF150-8xx	2-5/64	2-8/64	2-4/64	2.066
							2-5/64	2.079
							2-6/64	2.091
							2-7/64	2.103
				CS150-9xx CF150-9xx	2-9/64	2-12/64	2-8/64	2.116
							2-9/64	2.128
							2-10/64	2.140
							2-11/64	2.153
				CS150-10xx CF150-10xx	2-13/64	2-16/64	2-12/64	2.165
							2-13/64	2.177
							2-14/64	2.190
							2-15/64	2.202
				CS150-11xx CF150-11xx	2-17/64	2-20/64	2-16/64	2.215
							2-17/64	2.227
							2-18/64	2.239
							2-19/64	2.252
				CS150-12xx CF150-12xx	2-21/64	2-24/64	2-20/64	2.264
							2-21/64	2.276
							2-22/64	2.289
							2-23/64	2.301
							2-24/64	2.313

Crimped Recommendation Guide

See pages 4-9 for crimp products.

Hose ID	Cam & Groove Coupler Part #	Cam & Groove Adapter Part #	King Combination Nipple Part #	Sleeve & Ferrule Part #	Hose Range		Hose OD	Crimp Diameter (± 0.005)
					From	To		
2"	200-C-AL 200-C-BR 200-C-SS RC200EZCR G200-C-ALCR G200-C-BRCR G200-C-SSCR	200-E-AL 200-E-BR 200-E-SS G200-E-ALCR G200-E-BRCR G200-E-SSCR	ST25CS RST25CS STV25CS RSTV25CS STB25CS RSTB25CS	CS200-1xx CF200-1xx	2-13/64	2-16/64	2-13/64	2.278
							2-14/64	2.290
							2-15/64	2.302
							2-16/64	2.315
				CS200-2xx CF200-2xx	2-17/64	2-20/64	2-17/64	2.329
							2-18/64	2.341
							2-19/64	2.354
							2-20/64	2.366
				CS200-3xx CF200-3xx	2-21/64	2-24/64	2-21/64	2.378
							2-22/64	2.390
							2-23/64	2.402
							2-24/64	2.415
				CS200-4xx CF200-4xx	2-25/64	2-28/64	2-25/64	2.431
							2-26/64	2.443
							2-27/64	2.455
							2-28/64	2.468
				CS200-5xx CF200-5xx	2-29/64	2-32/64	2-29/64	2.480
							2-30/64	2.492
							2-31/64	2.505
							2-32/64	2.517
				CS200-6xx CF200-6xx	2-33/64	2-36/64	2-33/64	2.529
							2-34/64	2.542
							2-35/64	2.554
							2-36/64	2.566
				CS200-7xx CF200-7xx	2-37/64	2-40/64	2-37/64	2.579
							2-38/64	2.591
							2-39/64	2.603
							2-40/64	2.616
				CS200-8xx CF200-8xx	2-41/64	2-44/64	2-41/64	2.628
							2-42/64	2.640
							2-43/64	2.653
							2-44/64	2.665
				CS200-9xx CF200-9xx	2-45/64	2-48/64	2-45/64	2.677
							2-46/64	2.690
							2-47/64	2.702
							2-48/64	2.715
				CS200-10xx CF200-10xx	2-49/64	2-52/64	2-49/64	2.727
							2-50/64	2.739
							2-51/64	2.752
							2-52/64	2.764
				CS200-11xx CF200-11xx	2-53/64	2-56/64	2-53/64	2.776
							2-54/64	2.789
							2-55/64	2.801
							2-56/64	2.813
				CS200-12xx CF200-12xx	2-57/64	2-60/64	2-57/64	2.826
							2-58/64	2.838
							2-59/64	2.850
							2-60/64	2.863

Crimped Recommendation Guide

See pages 4-9 for crimp products.

Hose ID	Cam & Groove Coupler Part #	Cam & Groove Adapter Part #	King Combination Nipple Part #	Sleeve & Ferrule Part #	Hose Range		Hose OD	Crimp Diameter (± 0.005)				
					From	To						
3"	300-C-AL 300-C-BR 300-C-SS RC300EZCR G300-C-ALCR G300-C-BRCR G300-C-SSCR	300-E-AL 300-E-BR 300-E-SS G300-E-ALCR G300-E-BRCR G300-E-SSCR	ST35CS RST35CS STV35CS RSTV35CS STB35CS RSTB35CS	CS300-1xx CF300-1xx	3-13/64	3-16/64	3-13/64	3.333				
							3-14/64	3.345				
				CS300-2xx CF300-2xx	3-17/64	3-20/64	3-15/64	3.357				
							3-16/64	3.370				
							3-17/64	3.384				
				CS300-3xx CF300-3xx	3-21/64	3-24/64	3-18/64	3.396				
							3-19/64	3.409				
							3-20/64	3.421				
							3-21/64	3.433				
				CS300-4xx CF300-4xx	3-25/64	3-28/64	3-22/64	3.445				
							3-23/64	3.457				
							3-24/64	3.470				
							3-25/64	3.486				
							3-26/64	3.498				
				CS300-5xx CF300-5xx	3-29/64	3-32/64	3-27/64	3.510				
							3-28/64	3.523				
							3-29/64	3.535				
							3-30/64	3.547				
				CS300-6xx CF300-6xx	3-33/64	3-36/64	3-31/64	3.560				
							3-32/64	3.572				
							3-33/64	3.584				
							3-34/64	3.597				
				CS300-7xx CF300-7xx	3-37/64	3-40/64	3-35/64	3.609				
							3-36/64	3.621				
							3-37/64	3.634				
							3-38/64	3.646				
				CS300-8xx CF300-8xx	3-41/64	3-44/64	3-39/64	3.658				
							3-40/64	3.671				
							3-41/64	3.683				
							3-42/64	3.695				
				CS300-9xx CF300-9xx	3-45/64	3-48/64	3-43/64	3.708				
							3-44/64	3.720				
							3-45/64	3.732				
							3-46/64	3.745				
				CS300-10xx CF300-10xx	3-49/64	3-52/64	3-47/64	3.757				
							3-48/64	3.770				
							3-49/64	3.782				
							3-50/64	3.794				
				CS300-11xx CF300-11xx	3-53/64	3-56/64	3-51/64	3.807				
							3-52/64	3.819				
							3-53/64	3.831				
							3-54/64	3.844				
				CS300-12xx CF300-12xx	3-57/64	3-60/64	3-55/64	3.856				
							3-56/64	3.868				
							3-57/64	3.881				
							3-58/64	3.893				
				CS300-13xx CF300-13xx	3-61/64	4	3-59/64	3.905				
							3-60/64	3.918				
							3-61/64	3.930				
							3-62/64	3.942				
				CS300-14xx CF300-14xx	4-1/64	4-4/64	3-63/64	3.955				
							4	3.967				
							4-1/64	3.979				
							4-2/64	3.992				
				CS300-15xx CF300-15xx	4-5/64	4-8/64	4-3/64	4.004				
							4-4/64	4.016				
							4-5/64	4.029				
							4-6/64	4.041				
				CS300-16xx CF300-16xx	4-9/64	4-12/64	4-7/64	4.053				
							4-8/64	4.066				
							4-9/64	4.078				
							4-10/64	4.090				
											4-11/64	4.103
											4-12/64	4.115

Crimped Recommendation Guide

See pages 4-9 for crimp products.

Hose ID	Cam & Groove Coupler Part #	Cam & Groove Adapter Part #	King Combination Nipple Part #	Sleeve & Ferrule Part #	Hose Range		Hose OD	Crimp Diameter (± 0.005)				
					From	To						
4"	400-C-AL 400-C-BR 400-C-SS RC400EZCR G400-C-ALCR G400-C-BRCR G400-C-SSCR	400-E-AL 400-E-BR 400-E-SS G400-E-ALCR G400-E-BRCR G400-E-SSCR	ST40CS RST40CS STV40CS RSTV40CS STB40CS RSTB40CS	CS400-1xx CF400-1xx	4-13/64	4-16/64	4-13/64	4.333				
							4-14/64	4.345				
											4-15/64	4.357
											4-16/64	4.370
											4-17/64	4.384
								CS400-2xx CF400-2xx	4-17/64	4-20/64	4-18/64	4.396
											4-20/64	4.421
											4-21/64	4.433
								CS400-3xx CF400-3xx	4-21/64	4-24/64	4-22/64	4.445
											4-24/64	4.470
											4-25/64	4.486
								CS400-4xx CF400-4xx	4-25/64	4-28/64	4-26/64	4.498
											4-28/64	4.523
											4-29/64	4.535
								CS400-5xx CF400-5xx	4-29/64	4-32/64	4-30/64	4.547
											4-32/64	4.572
											4-33/64	4.584
								CS400-6xx CF400-6xx	4-33/64	4-36/64	4-34/64	4.597
											4-36/64	4.621
											4-37/64	4.634
								CS400-7xx CF400-7xx	4-37/64	4-40/64	4-38/64	4.646
											4-40/64	4.671
											4-41/64	4.683
								CS400-8xx CF400-8xx	4-41/64	4-44/64	4-42/64	4.695
											4-44/64	4.720
											4-45/64	4.732
								CS400-9xx CF400-9xx	4-45/64	4-48/64	4-46/64	4.745
											4-48/64	4.770
											4-49/64	4.782
								CS400-10xx CF400-10xx	4-49/64	4-52/64	4-50/64	4.794
											4-52/64	4.819
											4-53/64	4.831
								CS400-11xx CF400-11xx	4-53/64	4-56/64	4-54/64	4.844
											4-56/64	4.868
											4-57/64	4.881
								CS400-12xx CF400-12xx	4-57/64	4-60/64	4-58/64	4.893
											4-60/64	4.918
											4-61/64	4.930
								CS400-13xx CF400-13xx	4-61/64	5	4-62/64	4.942
											5	4.967
											5-1/64	4.979
								CS400-14xx CF400-14xx	5-1/64	5-4/64	5-2/64	4.992
											5-4/64	5.016
											5-5/64	5.029
								CS400-15xx CF400-15xx	5-5/64	5-8/64	5-6/64	5.041
											5-8/64	5.066
											5-9/64	5.078
								CS400-16xx CF400-16xx	5-9/64	5-12/64	5-10/64	5.090
											5-12/64	5.115

Crimped Recommendation Guide

See pages 4-9 for crimp products.

Hose ID	Cam & Groove Coupler Part #	Cam & Groove Adapter Part #	King Combination Nipple Part #	Sleeve & Ferrule Part #	Hose Range		Hose OD	Crimp Diameter (± 0.005)
					From	To		
6"	600-C-AL 600-C-BR 600-C-SS RC600EZCR G600-C-ALCR G600-C-BRCR G600-C-SSCR	600-E-AL 600-E-BR 600-E-SS G600-E-ALCR G600-E-BRCR G600-E-SSCR	ST60CS RST60CS STV60CS RSTV60CS STB60CS RSTB60CS	CS600-1xx CF600-1xx	6-21/64	6-28/64	6-21/64	6.504
							6-22/64	6.516
							6-23/64	6.528
							6-24/64	6.541
							6-25/64	6.553
							6-26/64	6.565
							6-27/64	6.577
							6-28/64	6.589
				CS600-2xx CF600-2xx	6-29/64	6-36/64	6-29/64	6.606
							6-30/64	6.618
							6-31/64	6.631
							6-32/64	6.643
							6-33/64	6.655
							6-34/64	6.668
							6-35/64	6.680
							6-36/64	6.692
				CS600-3xx CF600-3xx	6-37/64	6-44/64	6-37/64	6.705
							6-38/64	6.717
							6-39/64	6.729
							6-40/64	6.742
							6-41/64	6.754
							6-42/64	6.766
							6-43/64	6.779
							6-44/64	6.791
				CS600-4xx CF600-4xx	6-45/64	6-52/64	6-45/64	6.803
							6-46/64	6.816
							6-47/64	6.828
							6-48/64	6.841
							6-49/64	6.853
							6-50/64	6.865
							6-51/64	6.878
							6-52/64	6.890
				CS600-5xx CF600-5xx	6-53/64	6-60/64	6-53/64	6.902
							6-54/64	6.915
							6-55/64	6.927
							6-56/64	6.939
							6-57/64	6.952
							6-58/64	6.964
							6-59/64	6.976
							6-60/64	6.989
				CS600-6xx CF600-6xx	6-61/64	7-4/64	6-61/64	7.001
							6-62/64	7.013
							6-63/64	7.026
							7	7.038
							7-1/64	7.050
							7-2/64	7.063
							7-3/64	7.075
							7-4/64	7.087
				CS600-7xx CF600-7xx	7-5/64	7-12/64	7-5/64	7.100
							7-6/64	7.112
							7-7/64	7.124
							7-8/64	7.137
							7-9/64	7.149
							7-10/64	7.161
7-11/64	7.174							
7-12/64	7.186							
CS600-8xx CF600-8xx	7-13/64	7-20/64	7-13/64	7.198				
			7-14/64	7.211				
			7-15/64	7.223				
			7-16/64	7.236				
			7-17/64	7.248				
			7-18/64	7.260				
			7-19/64	7.273				
			7-20/64	7.285				
CS600-9xx CF600-9xx	7-21/64	7-28/64	7-21/64	7.297				
			7-22/64	7.310				
			7-23/64	7.322				
			7-24/64	7.334				
			7-25/64	7.347				
			7-26/64	7.359				
			7-27/64	7.371				
			7-28/64	7.384				

Dixon, founded in 1916, is a premier manufacturer and supplier of hose couplings, valves, dry-disconnects, swivels, and other fluid transfer and control products. The company's global reach includes a wide range of products for numerous industries including petroleum exploration, refining, transportation, chemical processing, food & beverage, steel, fire protection, construction, mining and manufacturing. Dixon's strategic objective is to create solutions that make products safer, leak-free, longer lasting, and always available.



canada.dixonvalve.com • *Customer Service: 877.963.4966*



The Right Connection®

Dixon Group Canada Limited

2200 Logan Avenue
Winnipeg, MB R2R 0J2
isales@dixongroupcanada.com



FOLLOW US



DIXON CANADA
CUSTOMER SERVICE